


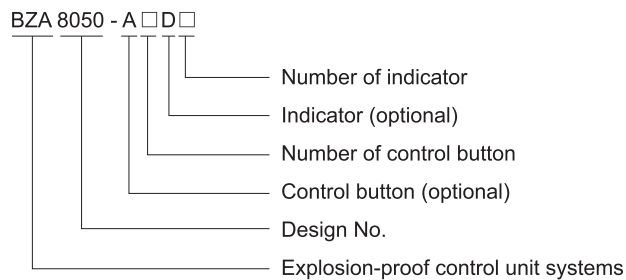
Control Unit Systems

BZA8050 Series Explosion-proof Control Unit Systems



- ◆ Explosion protection to
 - CENELEC
 - IEC
 - NEC
- ◆ Can be used in
 - Zone 1 and Zone 2
 - Zone 21 and Zone 22
 - Class I, Zone 1 and Zone 2
 - Class I, Division 2, Groups A, B, C, D
- ◆ GRP (glass fibre-reinforced polyester resin) enclosure.
- ◆ Three types of enclosure.
- ◆ Individual unit can be combined into larger units.

■ Catalogue number logic



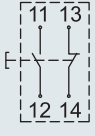



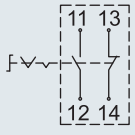

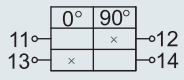
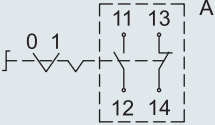
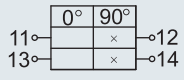
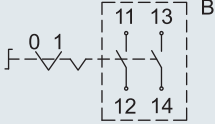


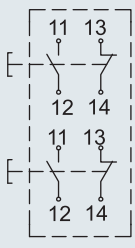



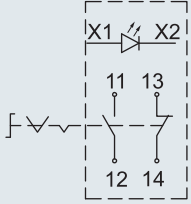



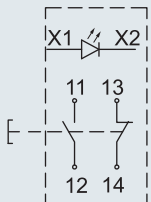



■ Note

1. Please refer to the Selection table on P4/21~22.
2. Please select internal components as below:
 - Selection table of BA8050 control button on P4/40~43 (Nominal contact is 1NO+1NC);
 - Selection table of BD8050 indicator on P4/44~46;
3. Example: BZA8050-A2
 - Components: two control buttons
 - Tech. Details: One start control button (40092B + 40090-1+40091-1, green, 1NO+1NC);
 - One stop control button (40092A+ 40090-1+40091-1, red, 1NO+1NC);
4. Special requirements on request.

Zones 1&2; 21&22



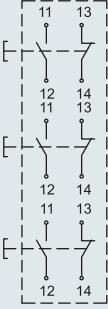




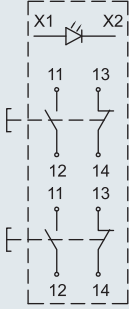




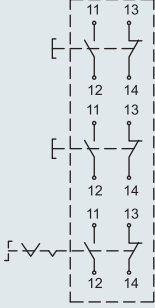









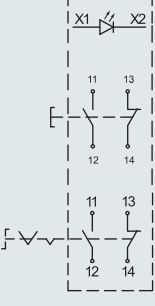


Control Unit Systems BZA8050 Series Explosion-proof Control Unit Systems

Selection table				
Outline	Colour	Chart of contact	Ordering code	Weight (kg)
Spring-return button 	Red 		40063A	0.65
	Green 		40063B	
Mushroom stay-put emergency button 	Red 		40064	0.65
Rotary button 			40065A	0.65
			40065B	0.65
Spring-return button 	Green 		40066	0.85
	Red 			
Indicator and mushroom stay-put emergency button 	Red 		40067	0.85
	Red 			
Indicator and spring-return button 	Red 		40068	0.85
	Red 			



Control Unit Systems BZA8050 Series Explosion-proof Control Unit Systems

Selection table

Outline	Colour	Chart of contact	Ordering code	Weight (kg)
Spring-return button 	Yellow 		40069	1.10
	Green 			
	Red 			
Spring-return button and indicator 	Red 		40070	1.10
	Green 			
	Red 			
Spring-return button and mushroom stay-put emergency button 	Green 		40071	1.10
	Red 			
	Red 			
Spring-return button and rotary button 	Green 		40072	1.10
	Red 			
	Red 			
Indicator, spring-return button and mushroom stay-put emergency button 	Red 		40073	1.10
	Red 			
	Red 			



Control Unit Systems

BZA8050 Series Explosion-proof Control Unit Systems

Technical data

Explosion-proof control unit systems BZA8050

Explosion protection

Gas explosion protection

II 2 G Ex d e IIC T6 Gb

Dust explosion protection

II 2 D Ex tb IIIC T80°C Db IP65

Certificates

LCIE 09 ATEX 3097; IECEx CQM 11.0018

Conformity to standards

EN 60079-0, EN 60079-1, EN 60079-7, EN 60079-31

IEC 60079-0, IEC 60079-1, IEC 60079-7, IEC 60079-31

Enclosure material

GRP (glass fibre-reinforced polyester resin)

Enclosure colour

Black

Exposed fastener

Stainless steel

Rated voltage

Max. 415V AC

Rated current

10A

Degree of protection

IP65

Ambient temperature

-20°C~+55°C

Cable entries

1 x M25 x 1.5 cable gland (DQM- I, plastic)

Available cable outer diameter

Φ9~Φ16 (mm)

Dimension drawings (all dimensions in mm) - subject to alteration

